



VALLEY VIEW SCHOOL

2017-2018

County: SOMERSET
 District: WATCHUNG BORO
 Principal: MRS. NUNN
 50 VALLEY VIEW ROAD
 WATCHUNG, NJ 07069
<http://www.watchungschools.com>
 (908)755-4422

Total students: **347**

- Economically Disadvantaged: **0.6%**
- Students with Disabilities: **20.2%**
- English Learners: **0.6%**
- Grades offered: **05-08**
- Student to Teacher Ratio: **12:1**
- Teacher Average Experience (years): **10.8**

School Highlights Reported by the District

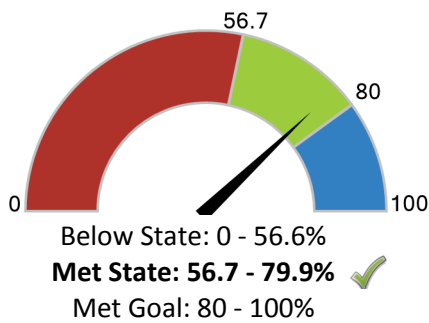
- All students have the opportunity weekly to explore the engineering and design process in the STEM lab.
- Programs include Advanced Math classes, Balanced Literacy Programs, and Science Classes aligned to the Next Generation Science Standards.
- The staff committed to student learning, meaningful instructional engagement, and academic rigor.

How did students perform on assessments?

Students that met or exceeded expectations on statewide assessments

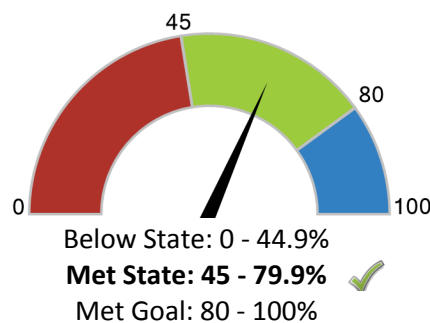
English Language Arts

75.9%



Math

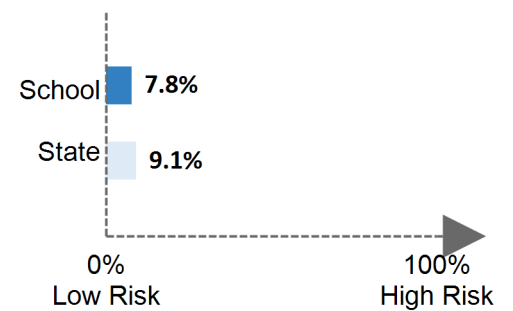
63.2%



Are students at risk?

Students that were absent for 10% or more of days enrolled

Chronic Absenteeism



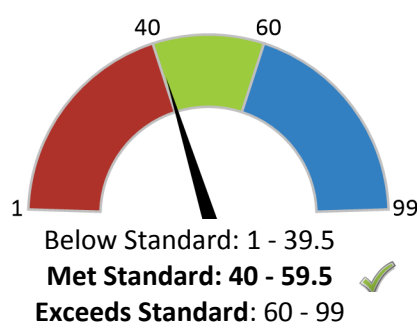
How does student growth compare to other students?

Median Student Growth Percentile

Each student gets a **student growth percentile** from 1 to 99 for English (4th to 8th grade) and Math (4th to 7th grade) that explains their progress compared to students who had similar test scores in the past. If the student growth percentiles for all students in the school are ordered from smallest to largest, the **median student growth percentile** is the percentile in the middle of that list.

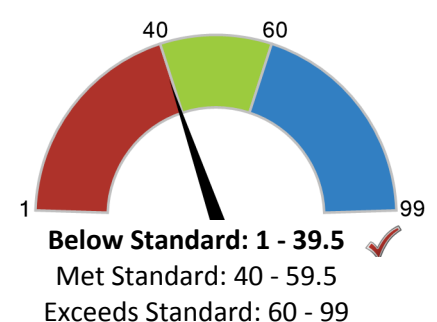
English Language Arts

40.5



Math

39.5



How to use this report?

- 1 Learn More about this school by viewing the [detailed report](#).
- 2 Start Conversations with school community members and ask questions.
- 3 Engage with your school communities to identify where schools are doing well and where they can improve.